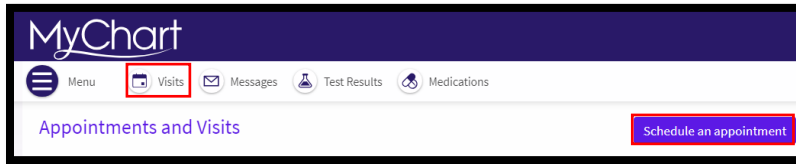
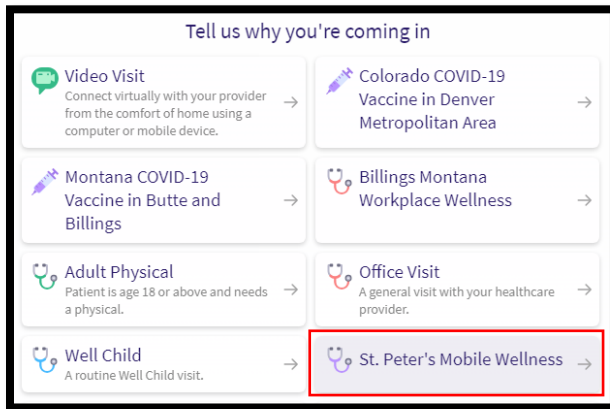


# Wellness Screening Appointment Scheduling In MyChart

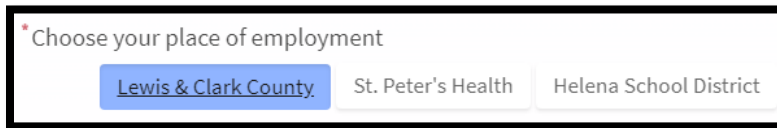
- 1.) Log into MyChart or create an account by visiting [mychart.sclhealth.org/CCMyChart/signup](https://mychart.sclhealth.org/CCMyChart/signup)
- 2.) Go to “Visits” and click “Schedule an appointment” on the right



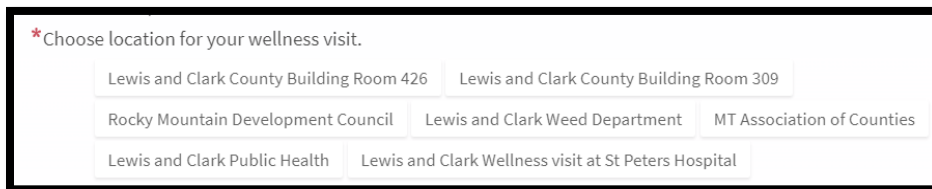
- 3.) Select “St. Peter's Mobile Wellness” as the reason for scheduling



- 4.) Answer “Yes” for “Are you participating in your employers Wellness Incentive?”
- 5.) Select your employer



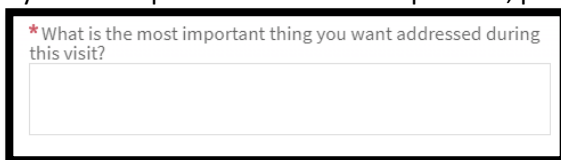
- 6.) Choose your preferred location



- 7.) Select your appointment date and time. Please note, the wellness office address (2500 Broadway St) will show on this page but the address of your Wellness Screening, based off the location you previously selected, will be correct on the following page when verifying the appointment.

- 8.) If no appointments are available on the location you selected, click **Start over** and repeat steps 4-8 but select a different location. **Optional extra blood tests will be available (with payment) during your appointment.**

- 9.) If you are required to answer this question, put something simple (i.e. screening, recheck, or N/A)



- 10.) Click **Schedule it** to complete the appointment.

Please contact Wellness Services at 406-444-2128 or [wellness@sphealth.org](mailto:wellness@sphealth.org) with any questions.